

# FOR-PROFIT COLLEGES: LESS FAVORABLE OUTCOMES, DEEPER DEBT FOR STUDENTS

## NORTH CAROLINA



**NC for-profit colleges disproportionately HARM:**  
LOW-INCOME FAMILIES • COMMUNITIES OF COLOR • WOMEN

### Undergraduate enrollment at North Carolina for-profit colleges is:

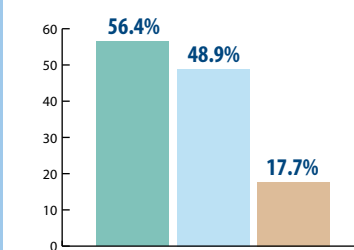
- **65.3% low-income**, compared to 42.2% low-income for all nonprofit undergraduate institutions in the state.
- **53.6% African American**, compared to 23.3% African American for all nonprofit undergraduate institutions in the state.
- **66.5% female**, compared to 58% female for all nonprofit undergraduate institutions in the state.

### LESS LIKELY TO GRADUATE

Students at for-profit colleges are **LESS LIKELY TO GRADUATE**

#### NORTH CAROLINA COMPLETION RATE (IN 6 YEARS)

- Public 4-Year
- Private 4-Year
- For-Profit 4-Year

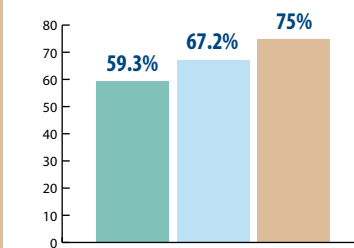


### MORE LIKELY TO BORROW

Students at for-profit colleges are **MORE LIKELY to take out STUDENT LOANS**

#### NORTH CAROLINA PERCENT OF STUDENTS BORROWING

- Public 4-Year
- Private 4-Year
- For-Profit 4-Year

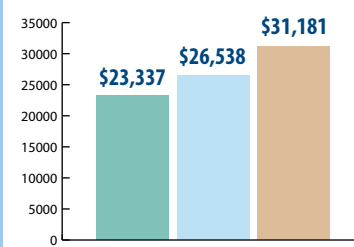


### DEEPER IN DEBT

GRADUATES LEAVE SCHOOL **MORE INDEBTED**

#### NORTH CAROLINA MEDIAN DEBT AT GRADUATION

- Public 4-Year
- Private 4-Year
- For-Profit 4-Year



### MORE LIKELY TO DEFAULT

Students at for-profit colleges are **MORE LIKELY TO DEFAULT** on their college debt, leading to economic instability

#### NORTH CAROLINA THREE-YEAR COHORT DEFAULT RATE

- Public 4-Year
- Private 4-Year
- For-Profit 4-Year

